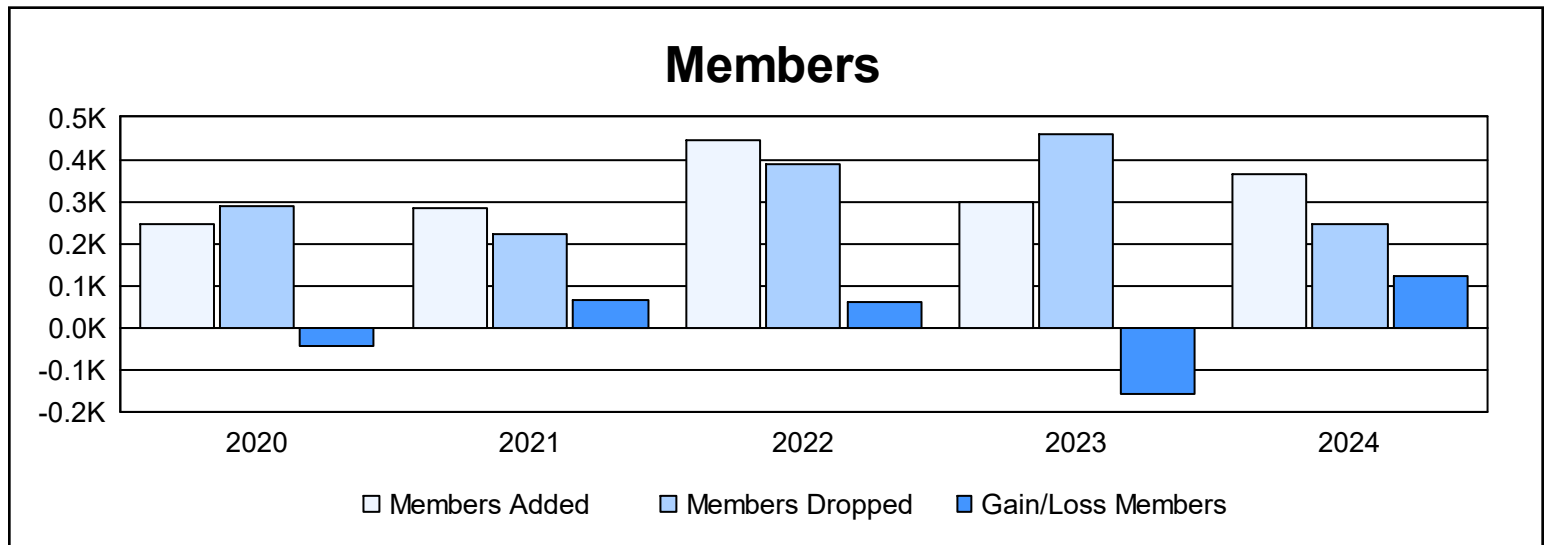
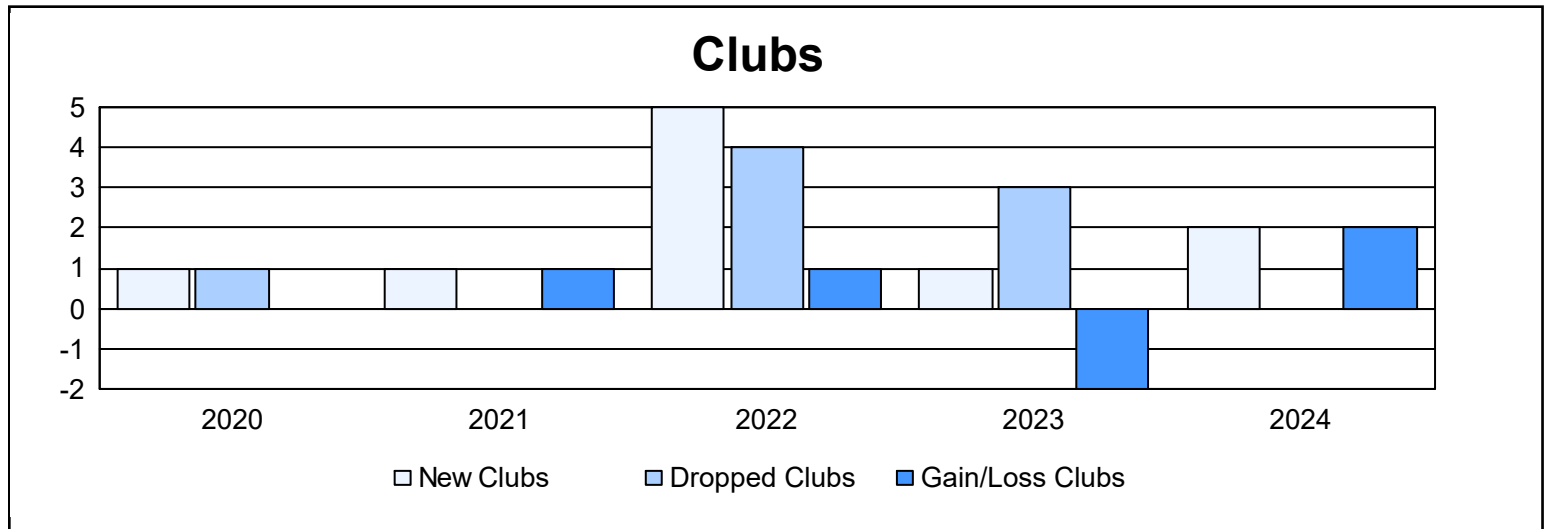
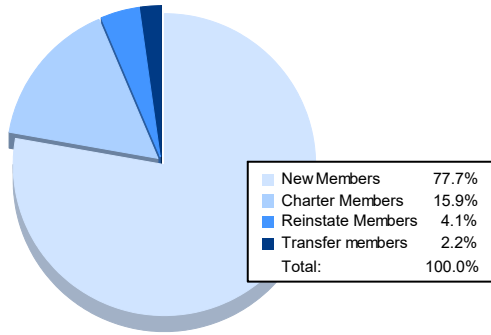


Year	New Clubs	Dropped Clubs	Gain/ Loss Clubs	New Members	Charter Members	Reinstate Members	Transfer Members	Total Member Added	Total Members Dropped	Gain/ Loss Members
2019-2020	1	1	0	200	26	13	6	245	290	-45
2020-2021	1	0	1	237	31	6	10	284	221	63
2021-2022	5	4	1	294	138	6	7	445	386	59
2022-2023	1	3	-2	245	32	15	7	299	458	-159
2023-2024	2	0	2	283	58	15	8	364	244	120
<b>Average</b>	<b>2</b>	<b>2</b>	<b>0</b>	<b>252</b>	<b>57</b>	<b>11</b>	<b>8</b>	<b>327</b>	<b>320</b>	<b>8</b>



### Membership Composition June 2024 Cumulative



### Gender Composition June 2024 Cumulative

